



### District Report Card: 2017


<b>State:</b> Gujarat	<b>District:</b> Valsad
<b>Class:</b> 3	<b>Subject:</b> Language
<b>Schools:</b> 61	<b>Students:</b> 1225


### Participation/Coverage


#### Students

<b>GENDER</b> 	Boys		Girls	
	Number	%	Number	%
	564	46.04	661	53.96

<b>AREA</b> 	Rural		Urban	
	Number	%	Number	%
	1049	85.63	176	14.37

<b>CATEGORY</b> 	SC		ST		OBC		GEN	
	Number	%	Number	%	Number	%	Number	%
	30	2.45	931	76.00	126	10.29	138	11.27

<b>CWSN</b> 	LD	VI	HI	S&LD	ID	Oth
	2	4	1	1	2	0

<b>Management</b> 	Government		Government-aided	
	Number	%	Number	%
	1186	96.82	39	3.18

### Average Performance of Students in Language (%)

Overall	Gender		Area		Management		Social Group			
	Male	Female	Rural	Urban	Govt.	Aided	SC	ST	OBC	GEN
74.85	74.44	75.20	75.41	71.52	74.87	74.19	72.44	74.16	75.98	78.99

## Performance on Learning Outcomes (LOs)

Learning Outcomes	Description	Average Performance(%)
L304	Reads small texts with comprehension i.e., identifies main ideas, details, sequence and draws conclusions	76.64
L312	Reads printed scripts on the classroom walls: poems, posters, charts etc.	71.28

Range of Performance of Students who Answered Correctly							
Below 30%		30% - 50%		50% - 75%		Above 75%	
Number	%	Number	%	Number	%	Number	%
33	2.69	119	9.71	412	33.63	661	53.96

### Lowest Performing Learning Outcomes (LOs)

- 1 - Reads printed scripts on the classroom walls: poems, posters, charts etc. (71.28)
- 2 - Reads small texts with comprehension i.e., identifies main ideas, details, sequence and draws conclusions (76.64)